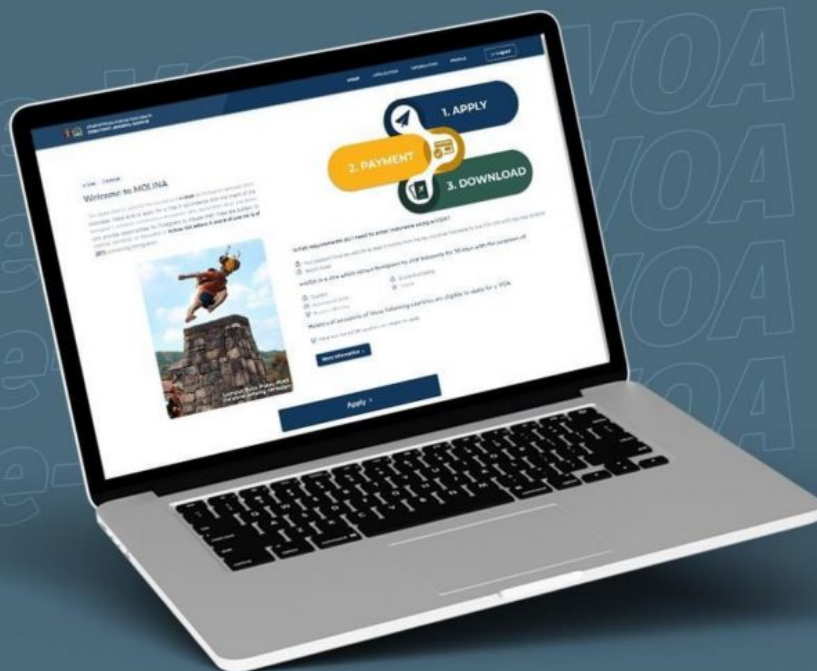




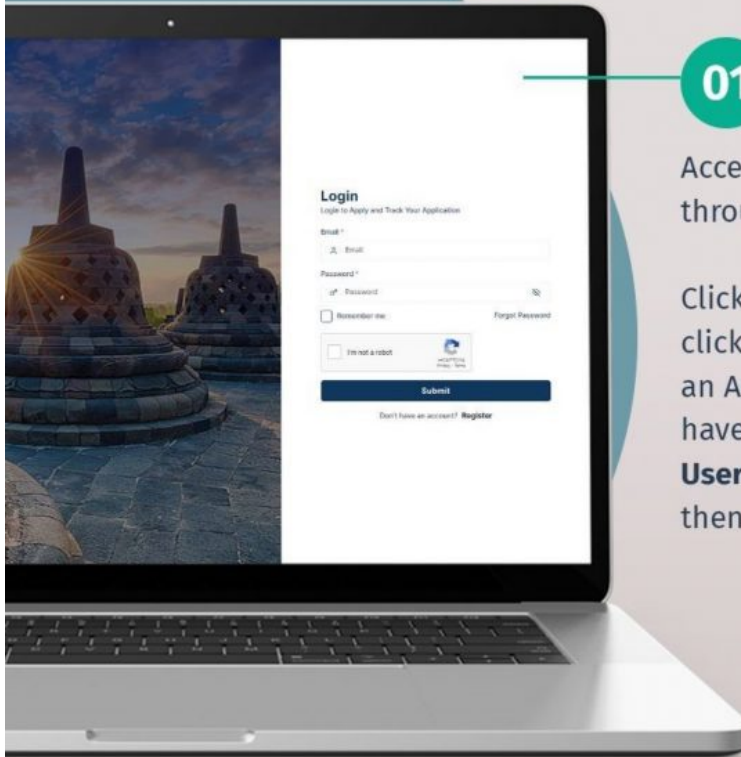
How to apply for Electronic Visa on Arrival (e-VOA)

Log in at molina.imigrasi.go.id



www.imigrasi.go.id

  [ditjen_imigrasi](https://www.instagram.com/ditjen_imigrasi)



01

Access the application through **molina.imigrasi.go.id**

Click the **Login** menu and click **Register** to create an Account. If you already have an account, enter your **User Name** and **Password** then click **Submit** button

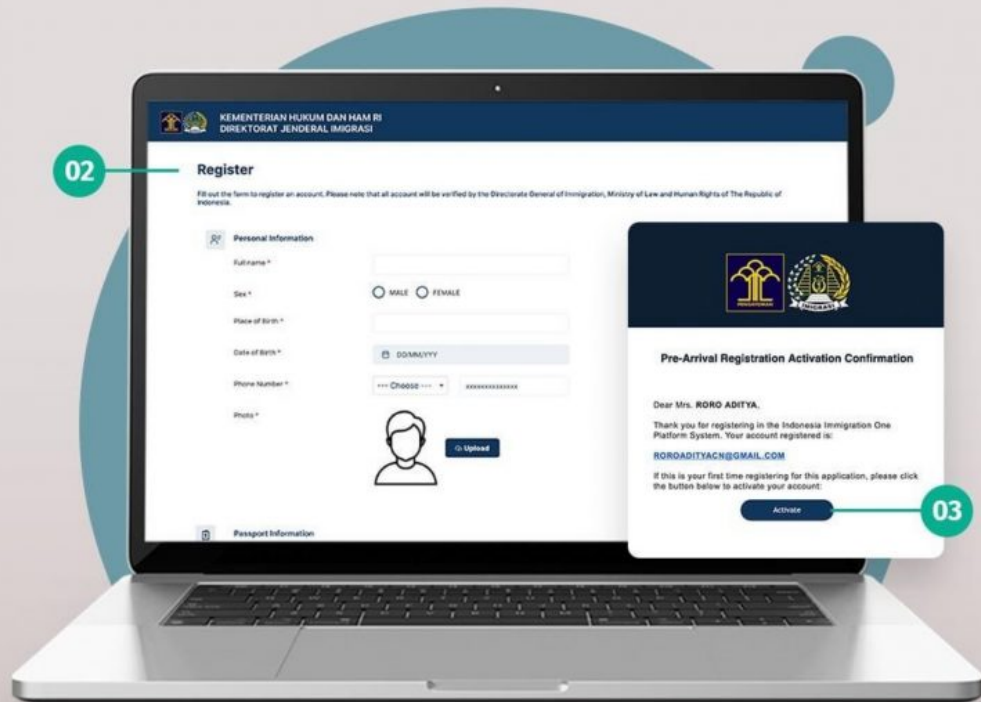


ditjen_imigrasi



02

Complete your personal and passport information, then click **Submit** button



02

03

03

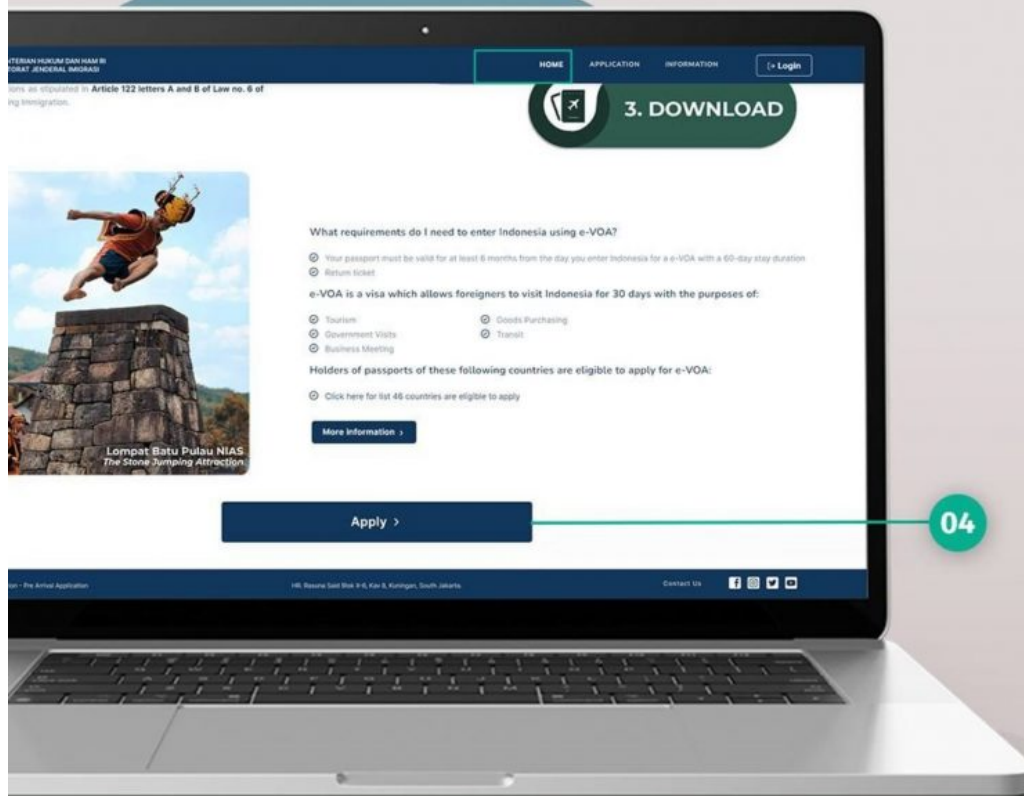
Check your email notification, click **Activate** to activate your account, then continue to log in using your username and password.





04

Go to **Home** menu then click **Apply** button
(or go to **Application** menu) to apply your e-VOA.





05

Complete your visa application form, click **Submit** button to continue, then process the payment.

KEMENTERIAN HUKUM DAN HAM RI
DIREKTORAT JENDERAL IMIGRASI

HOME APPLICATION INFO

Visa Application

Apply Payment

VISA Type Information

VISA Type * Visa on Arrival 30 Days

Arrival Information

Mode of Transportation * AIR

Flight/Vessel Number * 000222

Arrival Date * 03/11/2022

Residence Information

Residence Type * HOME

Address * J. LINDULIMAN NO.83, RT/001/03/003, KAWA BENDA BARU, Kecamatan PAMULANG

Province * BANTEN

City * KOTA TANGERANG SELATAN



06

Click **Make a Payment** to process, complete your credit card data, then click **Pay Now**

Online payments with **Visa, Mastercard, and JCB** logos are acceptable

Sex	18/07/2024	City
MALE	Issuing Place	KOTA TANGERANG SELATAN
Place of Birth	TANGERANG SELATAN	District
SINGAPORE	Biography Passport Photo	PAMULANG
Date of Birth	file.pdf	Village
03/10/2022		BENGA BARU
Phone Number		Postal Code
8151674255		15418
Mode of Transportation	Vessel No.	Departure Date
Air	GD00232	11/03/2022

Payment Information		
Billing Code	Currency	Payment Expiry Date
820190827562557	IDR	03/11/2022
Services	NTPN	Expired In
Visa on Arrival 30 Days		1 Hour 5

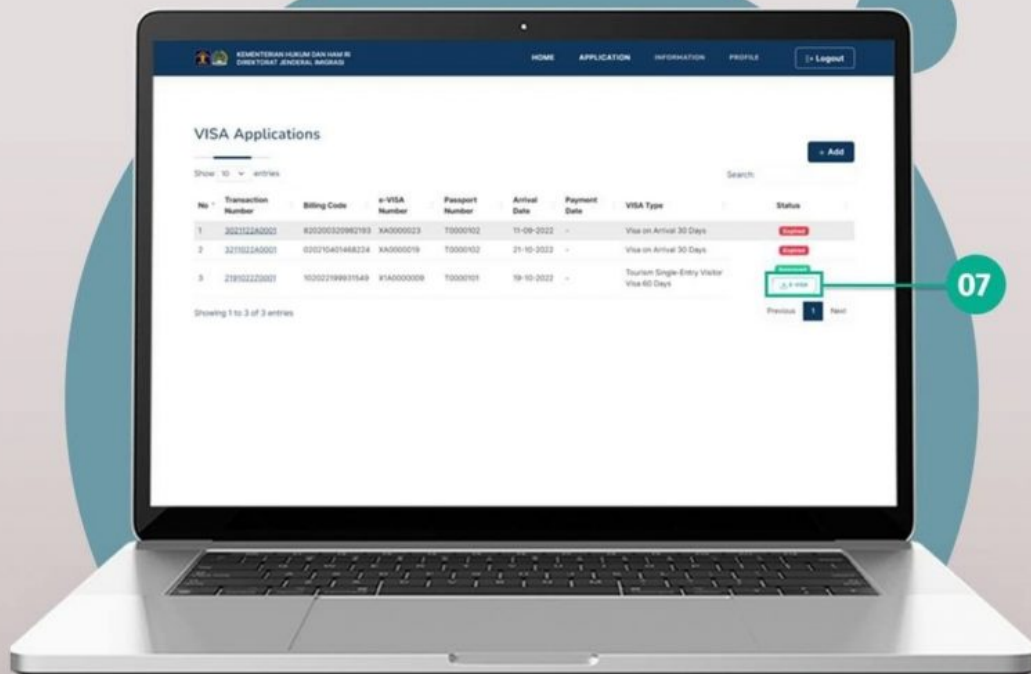
Please make your visa payment through the available payment channels. Kindly note that every visa payment via **Credit Card** will according to the financial institution's regulations.

06 [Make a Payment](#)



07

Complete and check your payment. Once the payment is successful, e-VOA will be processed. You will receive email notification after your e-VOA is ready. Click **Download** to get your e-VOA.



**Please print your e-VOA into hardcopy and put on the passport so that immigration / enroute officer can scan the barcode during passport stamping clearance onboard.*